



Payment Method for nopCommerce

Plugin Documentation

Zip New Zealand Payment Plugin Documentation

Contents

Zip NZ	3
Features	3
nopCommerce Administration	4
Installing the Plugin.....	4
Configure Settings.....	4
Instance Id.....	4
Client Id and Client Secret.....	5
ZipNZ Version	5
Transaction Mode	5
nopCommerce test Mode	5
Send Transactions to Gateway.....	5
Additional fee.....	5
Additional fee. Use percentage.....	5
Enable Marketing Features.....	5
Enable Plugin.....	6
Zip Merchant.....	6
Admin Operations	7
Using Payment Mode.....	7
New order Created	7
Authorise Capture Mode	7
Capture.....	8
Partial Refund.....	9
Voids.....	9
Zip Merchant Administration Website	10
Dashboard.....	10
Orders – Completed Payments	10
Orders	10
Search for Transactions.....	11
Capture / Void / Refund.....	11
More Information on Merchant Gateway Website	11
Marketing and Landing pages.....	12
Customer Deferred payment.....	13
Demo Website	14
Contact Us.....	14
Appendix 1 - Purchase and Pay Screen Shots	15

Zip New Zealand Payment Plugin Documentation

This plugin allows customers to pay via credit card using the Zip NZ Merchant Facility

Zip NZ

Zip is a fast and reliable payments acceptance service for your online shop. Get world-class security and streamline your payments administration using the Zip Payment Gateway System.

Features

- Fast & reliable payments
 - Buy the things you love today and pay for them over time, interest free.
 - Provides a seamless customer experience
- Transactions are processed using the Lightbox Checkout
 - Meaning the customer does not leave your website.
- Save time on admin
 - Tailored reporting, online refunds and easy integration to your own accounts systems lets you cut down the time you spend managing your payments.
- Standard Marketing Assets are included
 - Marketing Landing Page
 - Product Widget
 - Footer Logo Placement Block

For more information and application details for Zip Merchant Facility see <https://zip.co/nz>

Checkout

1	Billing address
2	Shipping address
3	Shipping method
4	Payment method

Use my reward points, 12 reward points (\$12.00) available for this order



Zip NZ
Pay by credit / debit card



Mollie
Pay by credit / debit card



Multi Safepay
Pay by credit / debit card



Credit Card
Pay by credit / debit card



Check / Money Order
Pay by cheque or money order

[Back](#)

[CONTINUE](#)

nopCommerce Administration

The existing admin functions are used to setup a payment gateway

See <https://docs.nopcommerce.com/en/user-guide/configuring/setting-up/payments/index.html>

Installing the Plugin

The zip package supplied can be uploaded and installed using the “Upload plugin or theme” button on the Configuration > plugins page.

Refer to Then the installation of the plugin follows the standard nopCommerce procedure.

See <https://docs.nopcommerce.com/user-guide/configuring/system/plugins.html>

Alternatively, you can manually install the plugin:

1. Copy the Plugin to the correct directory
2. Restart the Application – Click the Icon in the top

Once installed the you can configure the plugin.

Configure Settings

The settings for the plugin can be set using the configure page.

Configure - Zip NZ [back to payment method list](#)

Multi-store configuration for: All stores

To configure plugin follow these steps:

1. Log into your Zip Merchant account with the details provided by Zip Merchant Services.
2. Enter the ClientId and Client Secret provided by Zip Merchant Services.
3. Enter the Website Addresses for either Production or Sandnox Mode (refer the Operator manual).
4. Enter the details below (refer the Operator manual).
5. To test the plugin in nopCommerce Testing Mode select the Test Mode checkbox
6. To send transactions to the Live Zip Payment Gateway select the Send Transactions option.
7. To use the plugin in production mode de-select Sandbox mode checkbox.
8. Click Save.

Instance Id: Test

ClientId: VxBHMqt9a123l4c`12PHj1RBBmLt1Or12w6xkk63n`12

Client Secret: o7No_1vfS123DYUyM123A_ZD2sVqxAViO-oeEKY12o12DQhiyUdeJ-834-rx91wRrU123kUEJmgEe

Token Endpoint: https://merchant-auth-nz.zip.co

API Identifier (audience): https://auth.partpay.co.nz

API Host URL: https://zip.co/nz/api

ZipNZ Version: 1.8

Transaction mode: Payment

nopCommerce Test Mode:

Send Transaction to Gateway:

Additional fee: 0.0000

Additional fee. Use percentage:

Enable Marketing Features:

Public Key: b5854000-98b0-08d8-0000-000000000000

Private Key: FkyneEnLh4CgGGPdgy0rjYVw7p/YAqzRS3gwu9MoK/Uf8pjlBUzfLk3JPbT8yOa4

Save

The above Client Settings are provided by Zip Merchant Administration. The other settings are as follows:

Instance Id

Typically, this is just a free text field to set to the name of the Label Name for the Configuration being used it has no function in making payment transactions.

Client Id and Client Secret

Supplied from Zip Merchant Website (See details below)

Token Endpoint, API Identifier (audience), API Host URL

Enter the correct website addresses in the fields as required for either Sandbox Mode or Production Mode.

Environment	Token Endpoint	API Identifier (audience)	API Host URL
Production	https://merchant-auth-nz.zip.co	https://auth.partpay.co.nz	https://zip.co/nz/api
Sandbox	https://merchant-auth-nz.sandbox.zip.co	https://auth-dev.partpay.co.nz	https://sandbox.zip.co/nz/api

ZipNZ Version

This is the current version of the gateway software in use. Default value is 1.8

Transaction Mode

There are three modes of operation for the plugin.

Authorise and Capture – An authorisation is created when the items in the shopping cart are checked out and an order is created. Later in the admin system when the order has been confirmed the funds can be captured or the authorisation can be voided.

Authorize (only) – An authorisation is created when the items in the shopping cart are checked out and an order is created. The funds can be manually voided or captured via another system.

Payment – A payment (without the authorization phase) is created when the items in the shopping cart are checked out and an order is created.

Select the desired mode of operation.

nopCommerce test Mode

Selecting this option allows you to test the plugin and log process information in the system log. This option is used to test the plugin within nopCommerce it does not change the Zip Gateway operation. When using this test mode transaction values are set to \$1.

To change the operation of the gateway from sandbox mode to production mode change the Website Addresses above to the production website addresses.

De-select the nopCommerce Test Mode to use the plugin in live payment mode.

Send Transactions to Gateway

When the option is not selected, the plugin does not send transactions to the production gateway and certain parts of the plugin are bypassed to enable tests withing nopCommerce to be carried out.

Select this option when you have tested the plugin and are ready to send transactions to the Zip production payment gateway.

Additional fee

This is an amount to add to all order Totals to charge an additional fee to carry out the transaction.

Additional fee. Use percentage

This is a percentage amount to add to all order Totals to charge an additional fee to carry out the transaction.

Enable Marketing Features

Click this checkbox to enabled the marketing features which will then be visible on the website. See details below.

After entering the settings click **Save**.

Enable Plugin

Configure Zip NZ Gateway - Enable / Disable

You can download more plugins in our marketplace

Friendly name	System name	Logo	Supports capture	Refund	Partial refund	Void	Recurring support	Display order	Is active	Configure	Edit
Credit Card	Payments.Manual		✗	✗	✗	✗	Manual	1	✗	Configure	Edit
Zip NZ	Payments.ZipNZ		✓	✓	✓	✓	Manual	1	✓	Configure	Edit
Mollie	Payments.Mollie		✗	✓	✓	✗	Manual	2	✓	Configure	Edit
MultiSafepay	Payments.MultiSafepay		✓	✓	✓	✓	Manual	3	✓	Configure	Edit
Credit Card	Payments.Simplify		✗	✓	✓	✓	Manual	3	✓	Configure	Edit
PayPal Standard	Payments.PayPalStandard		✗	✗	✗	✗	Not supported	4	✗	Configure	Edit
Check / Money Order	Payments.CheckMoneyOrder		✗	✗	✗	✗	Not supported	5	✓	Configure	Edit

1 | Show 15 items | 1-7 of 7 items

Zip Merchant

Order has Been Created - Customer Receipt

Thank you

Your order has been successfully processed!

ORDER NUMBER: 13201 : ZIP PAYMENT IS APPROVED

Thank you for using Zip payments. Your order payment has been Approved and Paid.

[Click here for order details.](#)

Order Shown in Merchant Website

zip Orders Transactions Refunds Logout

← Back

Order 201110-234596
Reference: 13201

Customer 10/11/2020
Select Systems
selectsystems.customer@zip.co

Billing Address **Shipping Address**
71 Arosa Place
Mount Wellington
West End
7910
West End

DESCRIPTION	QUANTITY	PRICE
Ray Ban Aviator Sunglasses	1	\$25.69
	Shipping Amount:	\$69.10
	Total:	\$94.79

[Refund](#)

Admin Operations

Using Payment Mode

In payment mode the order is paid immediately. To use this mode set the Transaction Mode in Configuration

Transaction mode ?

Payment

New order Created

Above order created – Displayed in Admin Orders

Order is Paid immediately during the transaction

The screenshot displays the 'Edit order details - 13201' page. At the top, there are buttons for 'Invoice (PDF)' and 'Delete'. The main content is organized into sections:

- Info:** Order # 13201, Created on 11/10/2020 6:17:32 PM, Customer admin42@yourStore.com, Order status Processing (with 'Cancel order' and 'Change status' buttons).
- Totals:** Order subtotal \$25.69 excl tax, Order shipping \$69.10 excl tax, Order tax \$0.00, Order total \$94.79, Profit \$25.69 (with an 'Edit order totals' button).
- Transaction Details:** Authorization transaction ID 201110-234596, Capture transaction ID 201110-234596, Payment method Zip NZ, Payment status Paid (with 'Refund', 'Refund (Offline)', 'Partial refund', and 'Partial refund (Offline)' buttons).
- Custom values:** Payment Order No.: 201110-234596.
- Store/Order Info:** Store Test 2 Store, Order GUID ad8b14ec-336e-4565-ba4e-483f65753fa7, Customer IP address 127.0.0.1.

Order is marked at **Paid** during the transaction

Authorise Capture Mode

Authorise capture mode allows you to authorize an amount for an order for which the funds can captured at a later date.

To use this mode set the Transaction Mode in Configuration

Transaction mode ?

Authorize And Capture

New Order Authorization is Created

The screenshot shows the nopCommerce logo at the top left, a search bar at the top right, and navigation links for Shipping & returns, Accommodation, Courses and Events, and Rentals. The main content area features a large 'Thank you' heading, a confirmation message 'Your order has been successfully processed!', the order number 'ORDER NUMBER: 13202 : ZIP PAYMENT IS APPROVED', a red warning message 'Thank you for using Zip payments. Your order payment has been Approved.', a blue link 'Click here for order details.', and a blue 'CONTINUE' button.

In the Administration system display, the order page for a particular order will display the Admin option buttons. Depending on the status of the order some buttons and functions may not be available.

The screenshot displays the 'Edit order details - 13202' page. It includes a 'back to order list' link, 'Invoice (PDF)' and 'Delete' buttons, and an 'Info' tab. The order details are organized into sections: 'Order # 13202', 'Created on 11/10/2020 6:23:06 PM', 'Customer admin42@yourStore.com', and 'Order status Processing' with 'Cancel order' and 'Change status' buttons. The 'Totals' section lists 'Order subtotal \$25.69 excl tax', 'Order shipping \$69.10 excl tax', 'Order tax \$0.00', 'Order total \$94.79', and 'Profit \$25.69' with an 'Edit order totals' button. The 'Payment' section shows 'Authorization transaction ID 201110-899117', 'Payment method Zip NZ', 'Payment status Authorized' with 'Capture', 'Mark as paid', 'Void', and 'Void (Offline)' buttons, and 'Custom values Payment Order No.: 201110-899117'. The 'Store' section at the bottom lists 'Store Test 2 Store', 'Order GUID 78b821b6-35b0-412a-a357-be87a04e481a', and 'Customer IP address 127.0.0.1'.

Order is marked at **Authorized** during the transaction

Capture

Once an order is created you can use the Admin system on the orders page to capture funds up to the current authorization value. The order total amount determines the value of funds to be captured.

If you need change the order value to capture, adjust the order total, only the order total funds will be captured.

Click the Capture button to capture the funds.

This will then mark the order as Paid



Back

Order 201110-899117

Reference: 13202

Customer

Select Systems
selectsystems.customer@zip.co

10/11/2020

Billing Address

71 Arosa Place
Mount Wellington
West End
7910
West End

Shipping Address

71 Arosa Place
Mount Wellington
West End
7910
West End

DESCRIPTION	QUANTITY	PRICE
Ray Ban Aviator Sunglasses	1	\$25.69
	Shipping Amount:	\$69.10
	Total:	\$94.79

Transactions			
	Capture	10/11/2020	\$94.79

Refund

Partial Refund

Once an order is created you can use the Admin system on the orders page to refund or partially refund a transaction.

The screenshot shows the 'Edit order details - 13202' page in the Admin system. The order is currently in 'Processing' status. A modal window titled 'Partial refund' is open, allowing the user to specify the amount to refund. The modal shows a text input field with '0.0000' and a 'Refund' button. The background page displays order information such as 'Order # 13202', 'Created on 11/10/2020 6:23:06 PM', and 'Customer admin42@yourStore.com'. It also shows order totals: 'Order subtotal \$25.69 excl tax', 'Order shipping \$69.10 excl tax', 'Order tax \$0.00', 'Order total \$94.79', and 'Profit \$25.69'. At the bottom, there are buttons for 'Refund', 'Refund (Offline)', 'Partial refund', and 'Partial refund (Offline)'.

Voids

Void or cancelling an authorization with free up the funds to be used again by the Customer.

Once an order is created and before funds are captured you can use the Void function in the Admin system on the orders page.

Zip Merchant Administration Website

The Zip system has their own administration website where you can:

- Monitor sandbox test and production transactions
- Search and Display:
 - Transactions
 - Orders
 - Search and Export

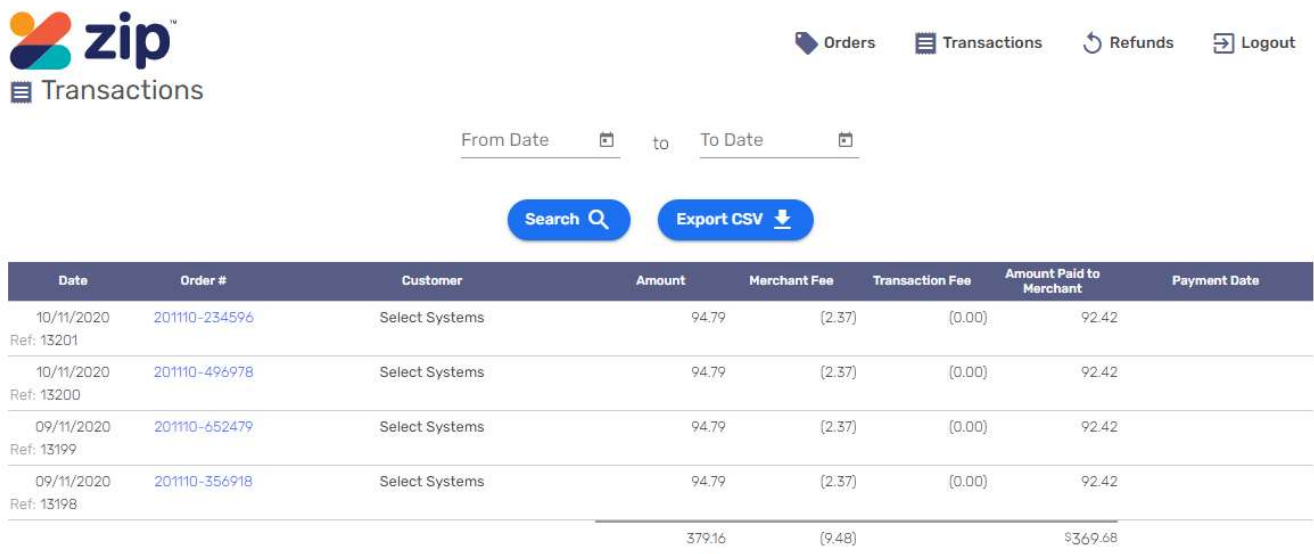
The following screens are from the Zip NZ system.

Dashboard

The dashboard provides an overview of all transactions. Use the date selector to customise the date selection.

Orders – Completed Payments

The completed page list all completed (Paid) transactions.



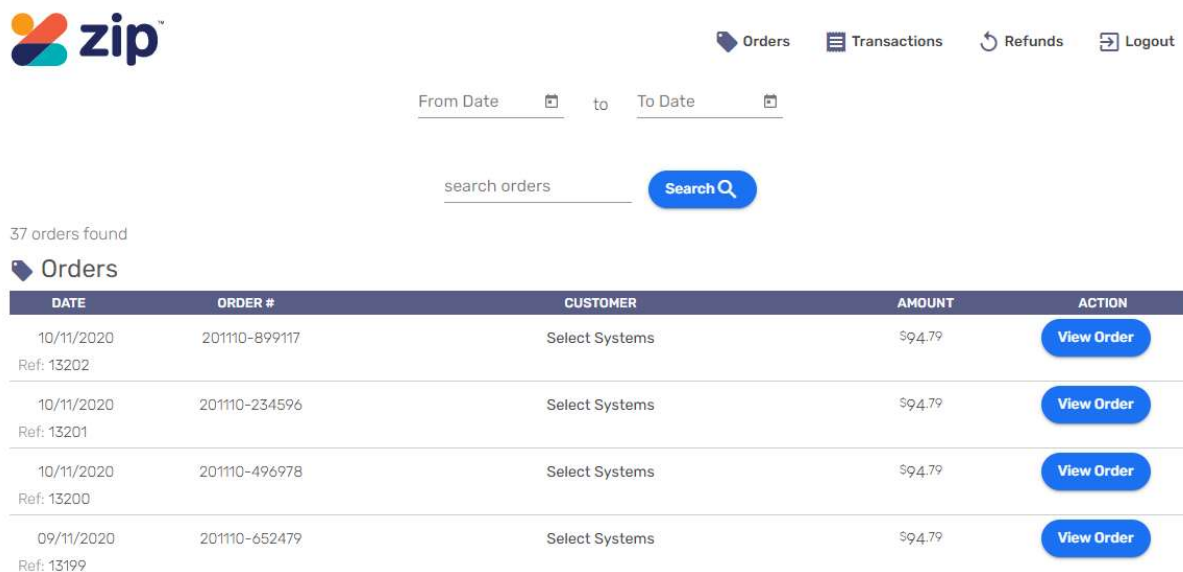
The screenshot shows the Zip Merchant Administration Dashboard. At the top left is the Zip logo and a 'Transactions' menu icon. On the right, there are navigation links for 'Orders', 'Transactions', 'Refunds', and 'Logout'. Below the navigation is a date selector with 'From Date' and 'To Date' fields, each with a calendar icon. There are two buttons: 'Search' with a magnifying glass icon and 'Export CSV' with a download icon. The main content is a table with the following columns: Date, Order #, Customer, Amount, Merchant Fee, Transaction Fee, Amount Paid to Merchant, and Payment Date. The table contains four rows of transaction data and a summary row at the bottom.

Date	Order #	Customer	Amount	Merchant Fee	Transaction Fee	Amount Paid to Merchant	Payment Date
10/11/2020 Ref: 13201	201110-234596	Select Systems	94.79	(2.37)	(0.00)	92.42	
10/11/2020 Ref: 13200	201110-496978	Select Systems	94.79	(2.37)	(0.00)	92.42	
09/11/2020 Ref: 13199	201110-652479	Select Systems	94.79	(2.37)	(0.00)	92.42	
09/11/2020 Ref: 13198	201110-356918	Select Systems	94.79	(2.37)	(0.00)	92.42	
			379.16	(9.48)		\$369.68	

Click on a transaction to see the details

Orders

The authorizations page list all authorized transactions.



The screenshot shows the Zip Merchant Administration Orders page. At the top left is the Zip logo. On the right, there are navigation links for 'Orders', 'Transactions', 'Refunds', and 'Logout'. Below the navigation is a date selector with 'From Date' and 'To Date' fields, each with a calendar icon. There is a search bar with the placeholder text 'search orders' and a 'Search' button with a magnifying glass icon. Below the search bar, it says '37 orders found'. The main content is a table with the following columns: DATE, ORDER #, CUSTOMER, AMOUNT, and ACTION. The table contains four rows of order data, each with a 'View Order' button in the ACTION column.

DATE	ORDER #	CUSTOMER	AMOUNT	ACTION
10/11/2020 Ref: 13202	201110-899117	Select Systems	\$94.79	View Order
10/11/2020 Ref: 13201	201110-234596	Select Systems	\$94.79	View Order
10/11/2020 Ref: 13200	201110-496978	Select Systems	\$94.79	View Order
09/11/2020 Ref: 13199	201110-652479	Select Systems	\$94.79	View Order

Click on View Order to see the details

Search for Transactions

Use the filter to search for transactions for a particular nopCommerce Order



Orders Transactions Refunds Logout

From Date to To Date

Search Export CSV

Date	Order #	Customer	Amount	Merchant Fee	Transaction Fee	Amount Paid to Merchant	Payment Date
10/11/2020 Ref: 13202	201110-899117	Select Systems	94.79	(2.37)	(0.00)	92.42	
10/11/2020 Ref: 13201	201110-234596	Select Systems	94.79	(2.37)	(0.00)	92.42	
10/11/2020 Ref: 13200	201110-496978	Select Systems	94.79	(2.37)	(0.00)	92.42	
09/11/2020 Ref: 13199	201110-652479	Select Systems	94.79	(2.37)	(0.00)	92.42	
09/11/2020 Ref: 13198	201110-356918	Select Systems	94.79	(2.37)	(0.00)	92.42	
			473.95	(11.85)		\$462.10	

Transactions that meet the criteria will be displayed in the list

Capture / Void / Refund

This is an example where an order has been created and authorized for \$32.50 Authorization

The order total was changed to \$30.00 and the amount captured which mean \$2.50 was voided

Then a \$10 refund was issue

The following is displayed in the Merchant System



Orders Transactions Refunds Logout

Back

Order 201110-009802

Reference: 14251

Customer

Select Systems
selectsystems.customer@zip.co

10/11/2020

Billing Address

No.1 Test Address
West End
1600
West End

Shipping Address

No.1 Test Address
West End
1600
West End

DESCRIPTION	QUANTITY	PRICE
Ray Ban Aviator Sunglasses	1	\$27.50
Shipping Amount:		\$5.00
Total:		\$32.50

Transactions			
Capture		10/11/2020	\$30.00
Void		10/11/2020	\$2.50
Refund		10/11/2020	\$10.00

Refund

More Information on Merchant Gateway Website

For more information refer the information on the Zip Merchant Website

Marketing and Landing pages

The marketing options and landing pages should only be displayed on a Zip Approved Website

Click the Enable Marketing Options checkbox in the configuration to enable and display marketing.


Marketing Landing Page

← → ↻ 🏠 v42demo.selectsystems.com.au/zipNZmoney/landing ☆ 📱 🔍 🗄️ 🌐 🛠️ A


zip

Own it now, pay later


Pay in 4. Interest Free.


Want it

Create your Zip account at zip.co/nz or select Zip at checkout.


Get it

Pay only 25% today but get your goods straight away.


Own it

Pay the rest over 3 fortnightly instalments. Interest free.

[Create your account](#)

Product Widget

First Prize Pies

Allison Kave made pies as a hobby, until one day her boyfriend convinced her to enter a Brooklyn pie-making contest. She won. In fact, her pies were such a hit that she turned pro.

★★★★★

[1 review\(s\)](#) | [Add your review](#)

Availability: Out of stock

SKU: FIRST_PRP

Please select the ticket type *

Child


Adult

Old price: ~~\$10.00~~
Price: \$100.00

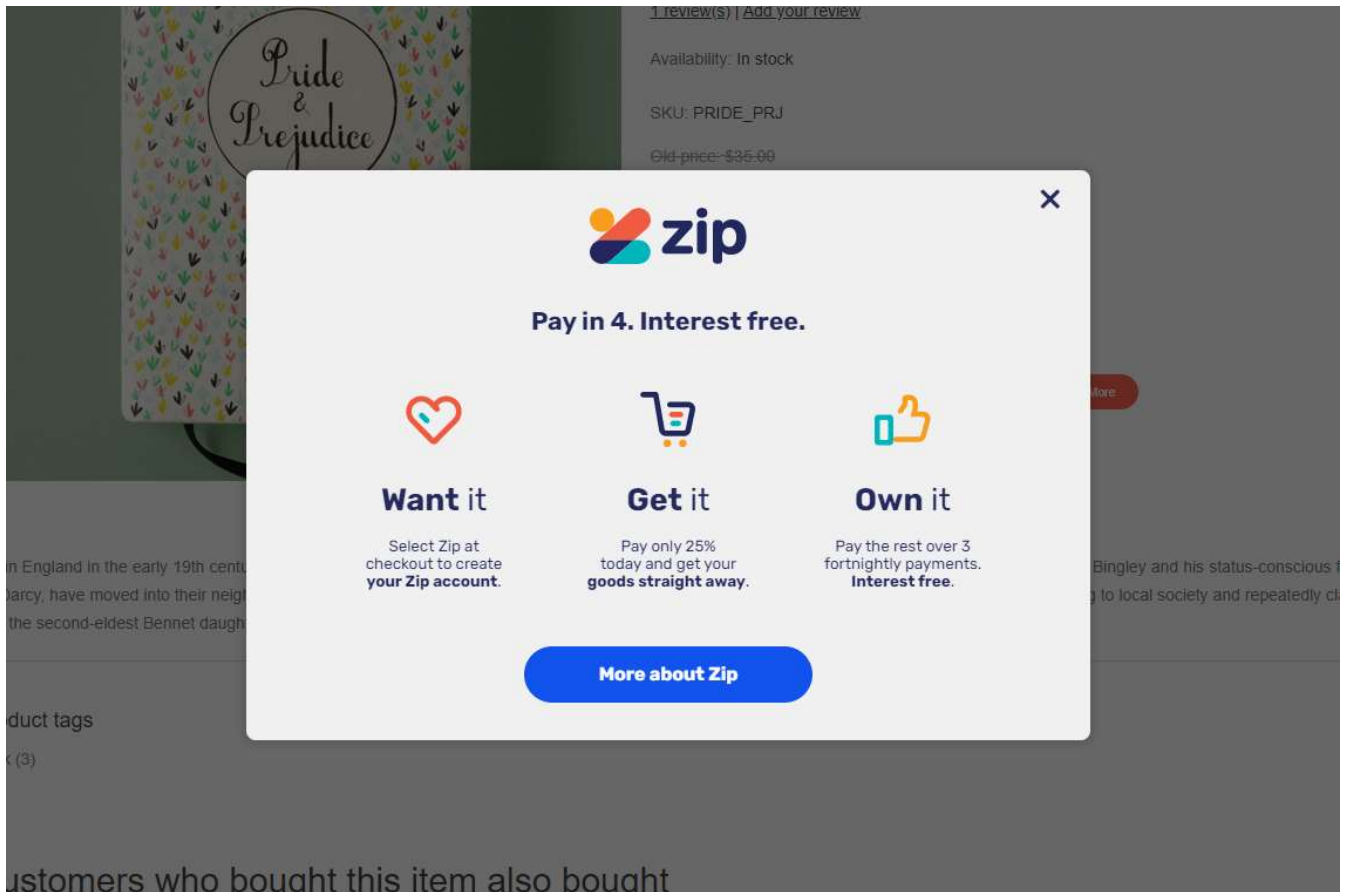
[Add to compare list](#) [Email a friend](#)

[Facebook](#) [Twitter](#) [Print](#) [Email](#) [More](#)

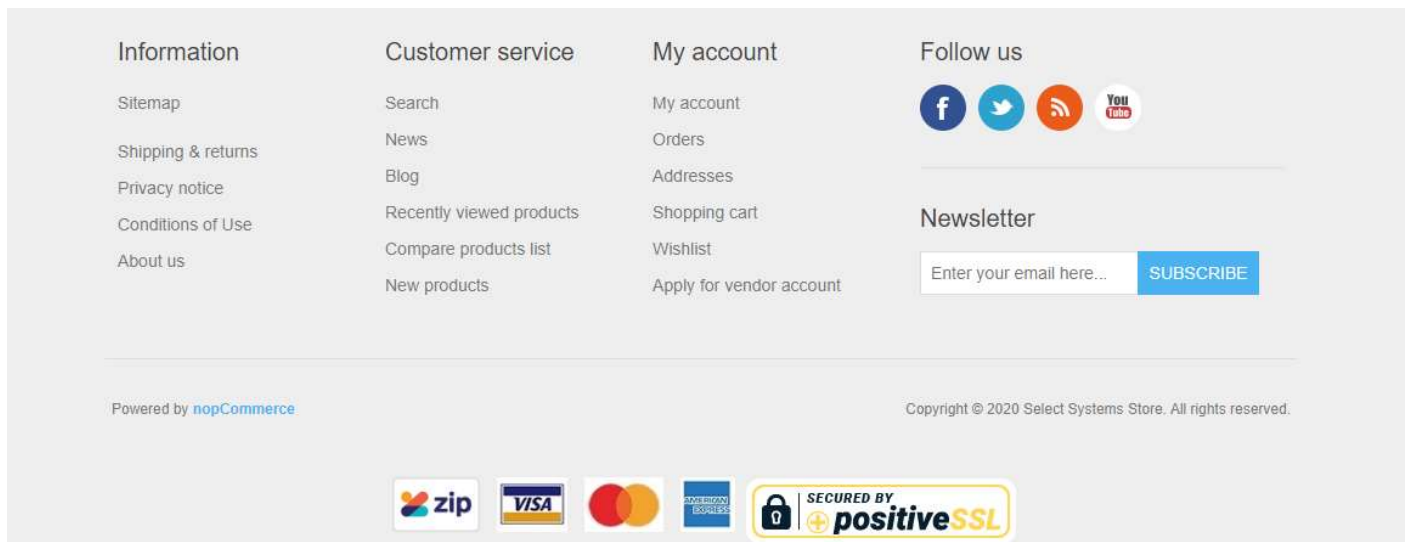
or 4 interest free payments of **\$25.00** [Learn more](#)



Clicking on the Zip logo on the product page above will display the marketing popup



Footer Logo Placement Block



Clicking on the Footer logo will display the Landing Page above

Customer Deferred payment

If the customer has a previously created order but had not paid, they can return and retry the payment

This option can also be used to make a deferred payment

For example: <https://store.selectsystems.com.au/plugins/zipNZmoney/deferredpayment/14234>

Order information

Print

PDF Invoice

ORDER #14234

Order Date: Monday, 2 November 2020

Order Status: Pending

Order Total: \$159.66

Billing Address

Zip Tester
Email: selectsystems2.customer@zip.co
Phone: 02 99999999
No.1 Test Address
West End, Auckland, 1600
New Zealand

Payment

Payment Method: Zippay NZ
Payment Status: Pending

RETRY PAYMENT

This order is not yet paid for. To pay now, click the "Retry payment" button.

Shipping Address

Zip Tester
Email: selectsystems2.customer@zip.co
Phone: 02 99999999
No.1 Test Address
West End, Auckland, 1600
New Zealand

Shipping

Shipping Method: Ground
Shipping Status: Not yet shipped


Product(s)


SKU	Name	Price	Quantity	Total
-----	------	-------	----------	-------


Click Retry Payment


Make Payment


1 Payment method

 Zippay NZ
Pay by credit / debit card

 Mollie
Pay by credit / debit card

 MultiSafepay
Pay by credit / debit card

 Credit Card
Pay by credit / debit card

 Check / Money Order
Pay by cheque or money order

Back

CONTINUE

Demo Website

To view the plugin operation or refer to the demo websites

<http://v43demo.selectsystems.com.au/>

<http://v42demo.selectsystems.com.au/>


Contact Us

If you have any more questions or would like to make suggestions on how to make the plugin operations more functional please email: sales@selectsystems.com.au

Appendix 1 - Purchase and Pay Screen Shots

Click on a product on the home page and add to the cart

Home / Ray Ban Aviator Sunglasses



Ray Ban Aviator Sunglasses

Aviator sunglasses are one of the first widely popularized styles of modern day sunwear.

★★★★★
1 review(s) | [Add your review](#)

Availability: In stock


SKU: RB_AVR_SG

\$25.00

1 [ADD TO CART](#)


[Add to compare list](#) [Email a friend](#)

[Facebook](#) [Twitter](#) [Print](#) [Email](#) [More](#)

or 4 interest free payments of **\$6.25** [Learn more](#) 

Follow the steps through to payment



English My account Log out Inbox Wishlist (0) Shopping cart (1)



Search store [SEARCH](#)

Fittings Computers Accommodation Courses and Events Rentals

Shopping cart

Remove	SKU	Image	Product(s)	Price	Qty.	Total
	RB_AVR_SG		Ray Ban Aviator Sunglasses	\$25.00	1	\$25.00

[Update shopping cart](#) [Continue shopping](#)

Gift wrapping No

Extra Cover Insurance - If you'd like extra peace of mind when sending an item, you can add Extra Cover. It provides loss or damage cover up to the specified value of your item (from \$100 up to \$5,000) while it's being carried by Australia Post. *

Gift wrapping: No
Extra Cover Insurance: Not Required
Signature on Delivery: Not Required
Email Track Advice: Not Required

Down the bottom click the checkbox and then Checkout

Sub-Total:	\$25.00
Shipping:	Calculated during checkout
Tax:	\$2.50
Total:	Calculated during checkout

I agree with the terms of service and I adhere to them unconditionally [\(read\)](#)

[CHECKOUT](#)

Enter Address

Checkout

1	Billing address
---	-----------------

Ship to the same address

Select a billing address from your address book or enter a new address.

Zip Tester, No.1 Test Address, West End, Auckland 1600, New Zealand ▾

CONTINUE

2	Shipping address
3	Shipping method
4	Payment method
5	Payment information
6	Confirm order

Select Shipping

Checkout

1	Billing address
2	Shipping address
3	Shipping method

Ground (\$5.00)
Shipping by land transport

Next Day Air (\$15.00)
The one day air shipping


2nd Day Air (\$10.00)
The two day air shipping


↩ Back
CONTINUE


Select Payment Method – Zip NZ


Checkout


1	Billing address
2	Shipping address
3	Shipping method
4	Payment method


 Zip NZ
Pay by credit / debit card


 Mollie
Pay by credit / debit card


 MultiSafepay
Pay by credit / debit card


 Credit Card
Pay by credit / debit card



 PayPal Standard
You will be redirected to PayPal site to complete the payment

↩ Back
CONTINUE

Confirm

Checkout

1	Billing address
2	Shipping address
3	Shipping method
4	Payment method
5	Payment information



After the order is completed you will be connected to Zip to securely complete your transaction.
By clicking continue to 'Pay with Zip' you confirm you have read, understood and agree to the Privacy Policy and Conditions of Use.


[Back](#)

[CONTINUE](#)

6 Confirm order

Create Order - Confirm

Billing Address Demo Admin Email: admin@yourstore.com Phone: 02 9999 9999 Fax: Address Line 1 Test City, New South Wales, 2000 Australia	Shipping Address Demo Admin Email: admin@yourstore.com Phone: 02 9999 9999 Fax: Address Line 1 Test City, New South Wales, 2000 Australia
Payment Payment Method: Zippay and Zipmoney	Shipping Shipping Method: Australia Post - Regular Post Parcel

SKU	Image	Product(s)	Price	Qty.	Total
RB_AVR_SG		Ray Ban Aviator Sunglasses	\$25.00	1	\$25.00


Gift wrapping: No
Extra Cover Insurance: Not Required
Signature on Delivery: Not Required
Email Track Advice: Not Required

Sub-Total:	\$25.00
Shipping (Australia Post - Regular Post Parcel):	\$18.50
Tax:	\$2.50
Total:	\$46.00
You will earn:	2 points

[Back](#)

[CONFIRM](#)

Zippay Lightbox Shown



[×](#)

Please enter your password to sign in to Zip

selectsystems2.customer@zip.co [✎](#)

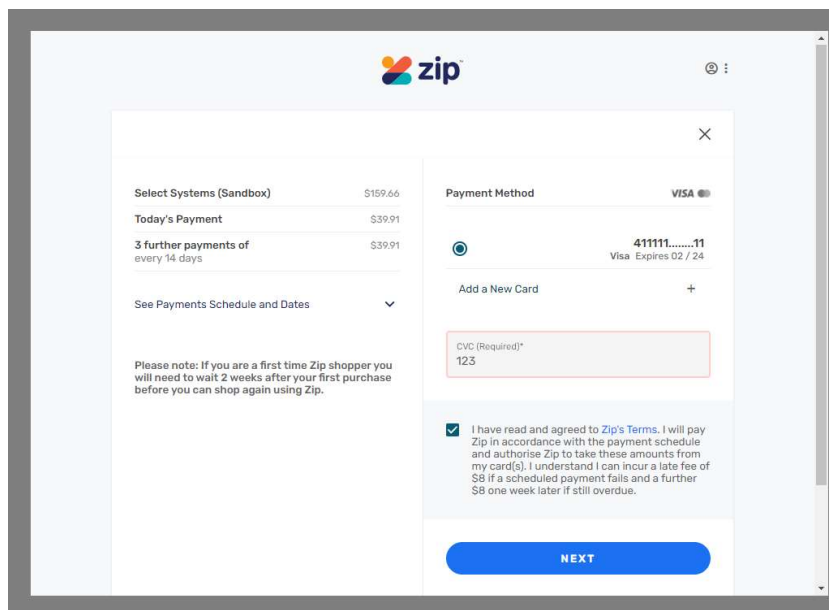
Password

[NEXT](#)

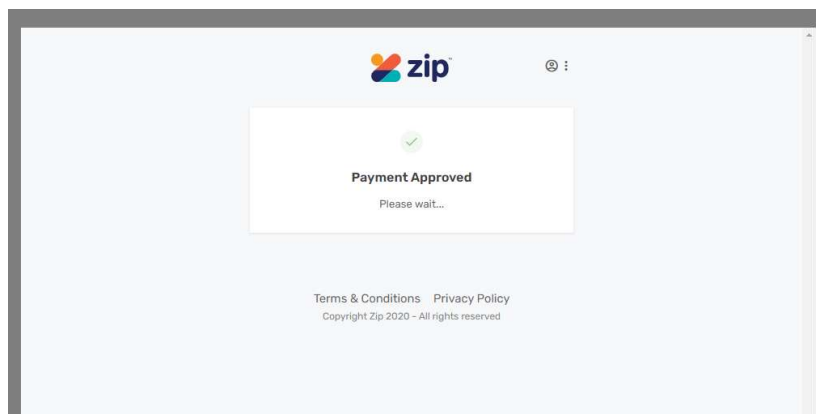
[Forgot Password?](#)

Terms & Conditions Privacy Policy
Copyright Zip 2020 - All rights reserved

Enter CVC and Tick the Box then Confirm Order



Order Completed



Return the Website – Order is Paid and Completed

